

Scaled data based on original data using  
LM-79-08 Approved Method: Electrical and Photometric Measurements of Solid-  
State Lighting Products

Test Report Prepared for  
Cooper Lighting Solutions  
(formerly Eaton)

Brand: INVUE

Report Number: P140909

Luminaire Tested: **ECM-E02-LED-E1-SL2-7030**

Issue Date: 03/03/2020

**Test Information**

Test Method: LM-79-08  
Report Number: P140909  
REPORT IS SCALED FROM IESNA LM-79-08 TEST DATA (P33690)  
Test Lab: INNOVATION CENTER-P3  
Issue Date: 03/03/2020  
Manufacturer: COOPER LIGHTING SOLUTIONS (FORMERLY EATON)  
Product Line: INVUE  
Catalog Number: ECM-E02-LED-E1-SL2-7030  
Description: EPIC CLASSICAL MEDIUM DECORATIVE LED LUMINAIRE  
(2) LIGHTBARS WITH AccuLED OPTICS - TYPE 2 W/ SPILL LIGHT CONTROL  
Light Source: (42) 3000K CCT, 70 CRI LEDs  
Ballast/Driver: -

**Summary**

Lumens per Lamp: N/A  
Luminaire Lumens: 5257 lumens  
Efficiency: N/A  
Efficacy: 100.9 lumens/watt  
Luminous Opening: Rectangular (W 0.33' x L: 1' x H: 0')  
IES Classification: Type II - Short - Non-Cutoff  
BUG Rating: B1 - U0 - G1

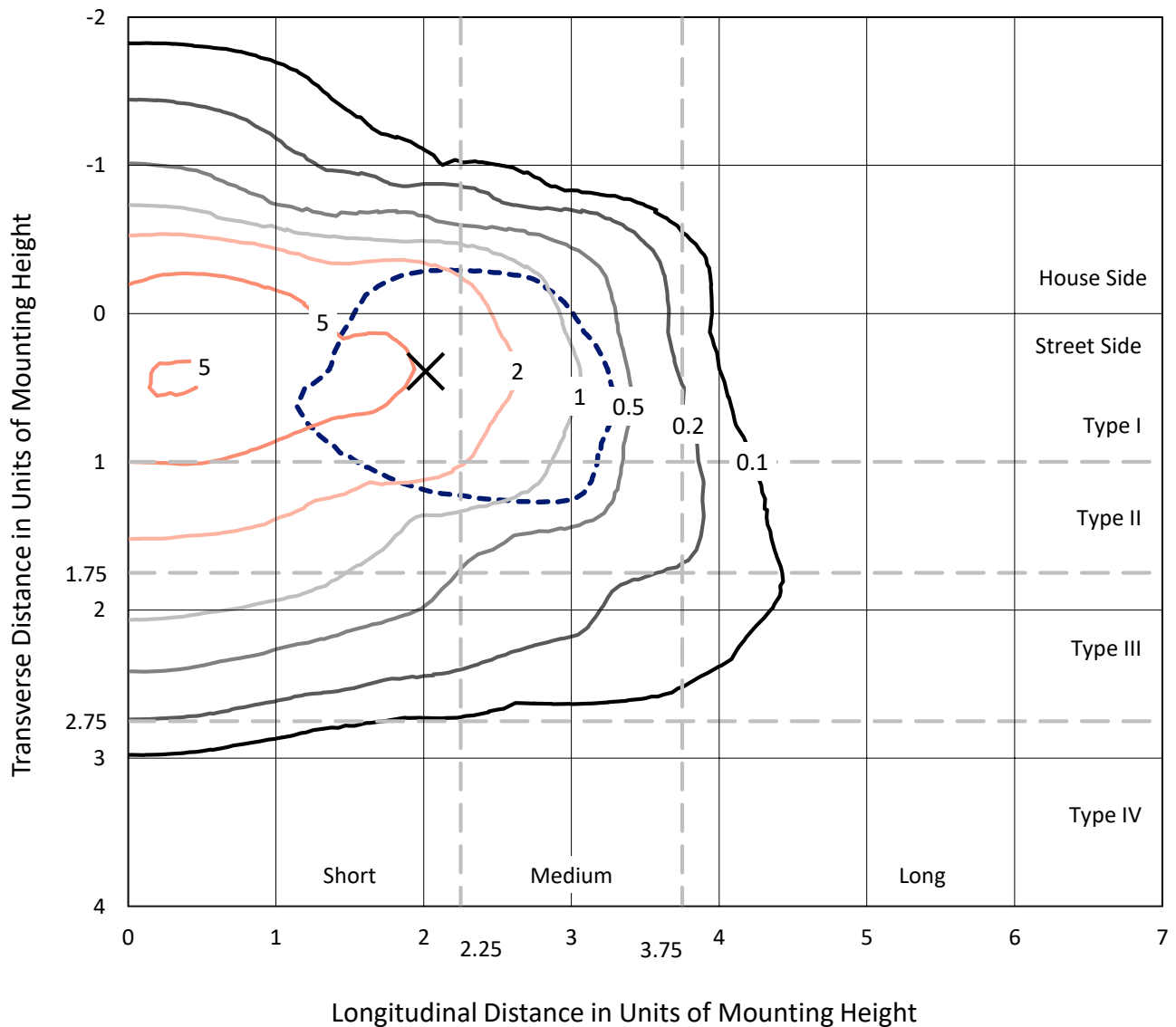
Input Watts (W): 52.1  
Input Voltage (V): NR  
Input Current (Ain): NR  
Voltage Rise (V): NR  
Power Factor: NR  
Total Harmonic Distortion (THDi): NR  
Frequency (hertz): 60  
Stabilization Time: NR  
Operation Time: NR  
Ambient Temperature (°C): NR  
Test Distance: 25 FT



REPORT NUMBER: P140909  
 CATALOG NUMBER: ECM-E02-LED-E1-SL2-7030

### Iso-Footcandle Lines of Horizontal Illumination

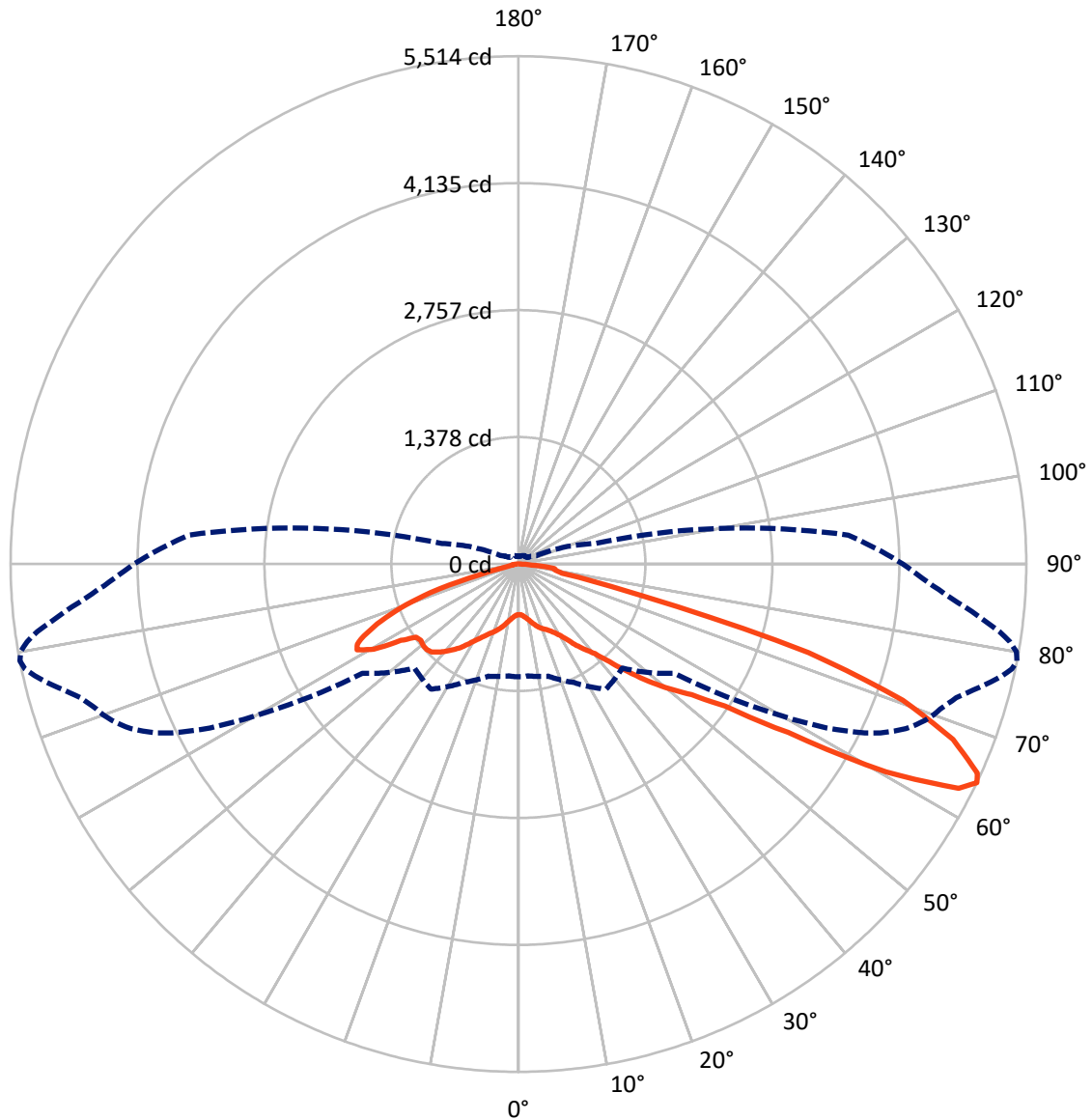
× Max cd  
 - - - 1/2 Max cd



Based on 10 foot mounting height. Maximum calculated value = 7.3 fc  
 Type II - Short - Non-Cutoff

REPORT NUMBER: P140909  
CATALOG NUMBER: ECM-E02-LED-E1-SL2-7030

### Luminous Intensity Polar Plot



— Vertical Plane Through 79-Deg Lateral    - - - Horizontal Cone Through 64-Deg Vertical

REPORT NUMBER: P140909

CATALOG NUMBER: ECM-E02-LED-E1-SL2-7030

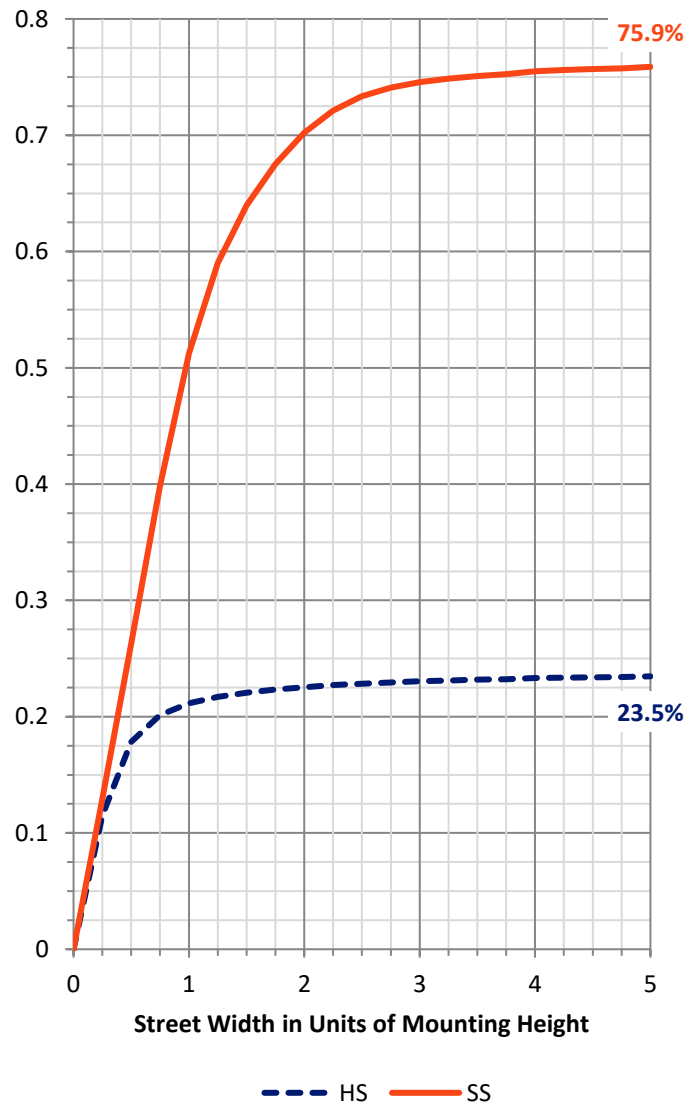
**FLUX DISTRIBUTION:**

		Downward	Upward	Total
<b>House Side</b>	Lumens	1253.1	0.0	1253.1
	% Fixture	23.8	0.0	23.8
<b>Street Side</b>	Lumens	4004.0	0.0	4004.0
	% Fixture	76.2	0.0	76.2
<b>Total</b>	Lumens	5257.0	0.0	5257.0
	% Fixture	100.0	0.0	100.0

**Coefficient of Utilization**

**ZONAL LUMENS:**

Zone	Lumens	% Fixture
0°-10°	54.5	1.0
10°-20°	176.6	3.4
20°-30°	303.1	5.8
30°-40°	506.7	9.6
40°-50°	868.1	16.5
50°-60°	1171.0	22.3
60°-70°	1481.2	28.2
70°-80°	591.0	11.2
80°-90°	104.8	2.0
90°-100°	0.0	0.0
100°-110°	0.0	0.0
110°-120°	0.0	0.0
120°-130°	0.0	0.0
130°-140°	0.0	0.0
140°-150°	0.0	0.0
150°-160°	0.0	0.0
160°-170°	0.0	0.0
170°-180°	0.0	0.0
0°-90°	5257.0	100.0
0°-180°	5257.0	100.0



REPORT NUMBER: P140909

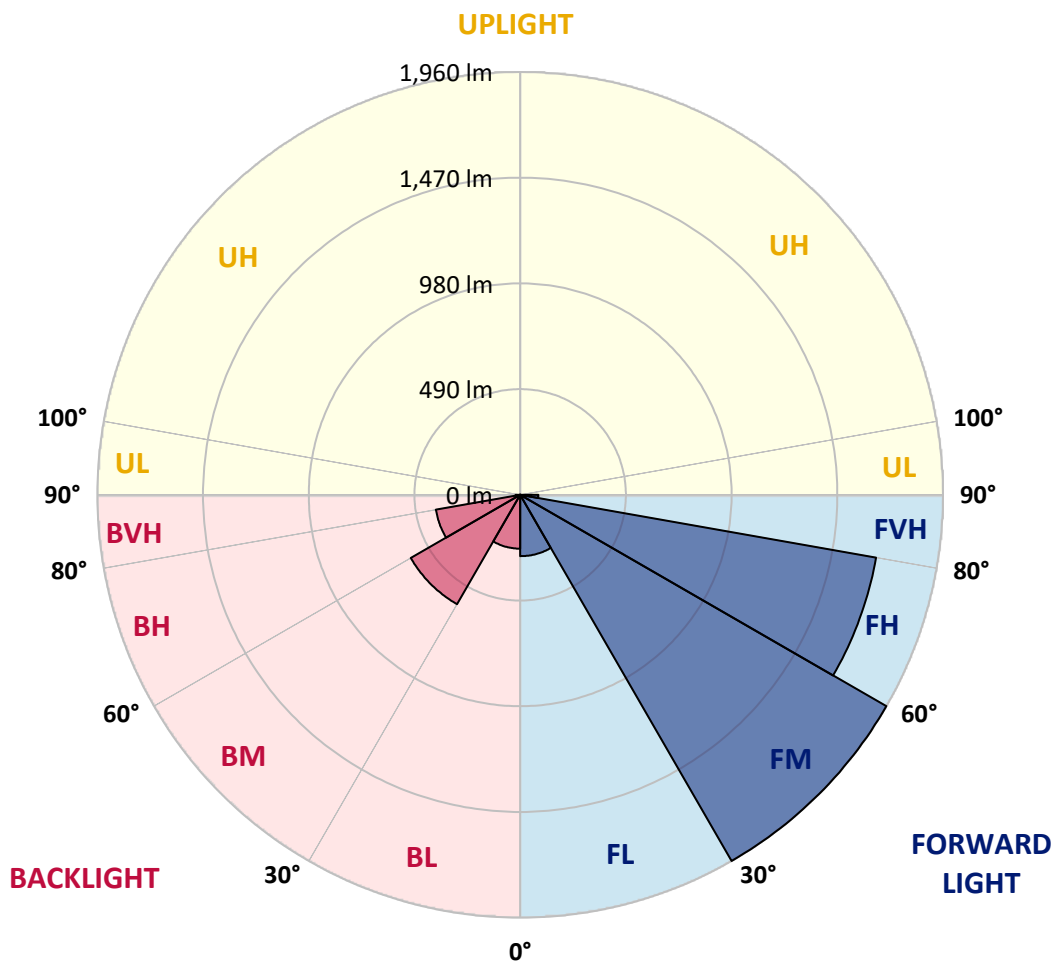
CATALOG NUMBER: ECM-E02-LED-E1-SL2-7030

**LUMINAIRE CLASSIFICATION SYSTEM LUMEN TABLE AND BUG RATING:**

Zone		Lumens	% Fixture	Zone Rating/Lumen Limit		
				B	U	G
FL	(0°-30°)	284.5	5.4			
FM	(30°-60°)	1960.2	37.3			
FH	(60°-80°)	1675.3	31.9			G1/1800
FVH	(80°-90°)	84.0	1.6			G1/100
BL	(0°-30°)	249.7	4.8	B1/500		
BM	(30°-60°)	585.6	11.1	B1/1000		
BH	(60°-80°)	396.9	7.6	B1/500		G1/500
BVH	(80°-90°)	20.9	0.4			G1/100
UL	(90°-100°)	0.0	0.0		U0/0	
UH	(100°-180°)	0.0	0.0		U0/0	

**BUG Rating: B1-U0-G1**

Type II Short





REPORT NUMBER: P140909

CATALOG NUMBER: ECM-E02-LED-E1-SL2-7030

**CANDELA DISTRIBUTION (FULL):**

	0°	5°	15°	25°	35°	45°	55°	60°	61°	62°	64°
0°	549.8	549.8	549.8	549.8	549.8	549.8	549.8	549.8	549.8	549.8	549.8
2.5°	547.4	548.0	547.4	549.2	550.4	552.3	552.3	552.3	552.3	552.3	552.3
5°	546.8	547.4	546.8	549.8	552.9	556.5	560.2	561.4	561.4	562.0	562.6
7.5°	552.3	552.9	552.3	555.9	560.2	566.3	573.0	576.6	577.2	577.8	579.1
10°	569.3	568.1	565.7	569.3	573.6	582.7	590.6	596.7	598.5	599.2	601.6
12.5°	591.9	591.2	587.0	585.2	587.6	597.9	612.6	621.1	622.9	623.5	625.9
15°	608.9	607.1	603.4	601.0	605.2	616.2	635.7	646.7	650.3	650.9	655.2
17.5°	619.9	618.6	612.6	610.7	617.4	634.5	658.8	672.2	674.7	676.5	681.4
20°	638.1	634.5	625.3	617.4	622.9	649.1	677.7	691.7	695.4	697.2	701.5
22.5°	662.5	659.4	648.5	628.4	628.4	657.6	694.8	710.6	713.6	717.3	722.2
25°	704.5	702.1	680.8	646.7	638.1	666.1	710.6	731.9	734.9	739.2	746.5
27.5°	747.7	744.7	720.9	675.3	655.2	682.0	733.7	759.3	763.6	768.4	777.0
30°	803.1	797.7	773.9	720.9	688.7	707.5	770.3	802.5	807.4	813.5	825.1
32.5°	927.4	929.8	886.6	830.5	773.9	766.0	826.9	866.5	873.8	881.7	897.5
35°	1129.5	1119.8	1103.9	1046.7	984.0	921.9	937.1	979.7	987.6	990.1	996.8
37.5°	1258.6	1264.1	1276.9	1276.9	1230.0	1203.8	1160.6	1139.9	1141.7	1144.1	1138.6
40°	1330.4	1342.0	1385.9	1444.9	1487.5	1511.3	1504.0	1407.2	1395.6	1380.4	1331.7
42.5°	1382.2	1393.8	1468.7	1581.9	1687.9	1771.9	1818.2	1742.1	1733.5	1697.0	1638.6
45°	1413.9	1423.0	1513.1	1673.9	1834.0	1977.1	2103.8	2077.0	2074.5	2043.5	1966.7
47.5°	1407.8	1415.7	1509.5	1703.1	1913.2	2107.4	2303.5	2352.2	2354.6	2346.7	2299.8
50°	1317.7	1336.5	1429.7	1638.6	1869.3	2157.9	2432.6	2559.8	2563.5	2570.8	2552.5
52.5°	1237.3	1251.9	1335.3	1522.3	1743.9	2108.0	2509.9	2712.0	2743.1	2760.8	2794.9
55°	1204.4	1212.9	1276.9	1435.8	1640.4	1974.7	2536.1	2822.3	2877.7	2911.2	2989.1
57.5°	1198.3	1205.0	1254.3	1375.5	1571.6	1837.1	2527.5	2970.2	3057.9	3121.2	3272.2
60°	1239.1	1245.2	1279.9	1381.6	1524.1	1736.6	2449.6	3165.1	3288.1	3458.6	3702.1
62.5°	1269.6	1272.6	1315.2	1457.7	1576.4	1638.6	2251.1	3301.5	3520.1	3736.8	4099.1
64°	1225.1	1219.0	1261.0	1418.1	1657.4	1596.5	2067.2	3294.8	3551.1	3791.6	4183.8
65°	1160.0	1164.2	1202.0	1340.8	1643.4	1594.7	1946.7	3221.7	3487.8	3742.9	4144.2
67.5°	901.2	917.6	928.0	1055.2	1346.3	1646.5	1630.0	2756.5	3023.8	3267.4	3741.7
70°	484.7	482.9	506.0	606.5	936.5	1397.4	1398.6	1943.0	2238.9	2541.5	3013.4
72.5°	178.4	187.5	205.8	277.0	486.5	1008.3	1281.7	1347.5	1479.6	1720.1	2226.1
75°	102.3	103.5	107.2	130.3	234.4	556.5	1191.0	1192.2	1202.0	1241.5	1516.8
77.5°	79.8	77.3	79.2	84.6	127.9	292.9	955.4	1132.6	1131.3	1125.2	1165.4
80°	59.7	62.1	65.8	65.8	79.2	157.1	543.1	1007.7	1041.8	1067.4	1082.0
82.5°	48.1	49.9	59.1	59.1	57.8	88.9	256.3	746.5	853.7	923.1	1030.9
85°	31.1	32.9	49.9	49.3	46.9	52.4	134.0	250.3	269.7	328.8	467.6
87.5°	8.5	10.4	23.1	20.1	24.4	19.5	49.9	76.1	93.8	105.9	133.3
90°	0.0	0.0	0.0	0.0	0.0	0.0	0.0	0.0	0.0	0.0	0.0



REPORT NUMBER: P140909

CATALOG NUMBER: ECM-E02-LED-E1-SL2-7030

**CANDELA DISTRIBUTION (continued):**

	65°	66°	67°	68°	69°	70°	71°	72°	73°	74°	75°
0°	549.8	549.8	549.8	549.8	549.8	549.8	549.8	549.8	549.8	549.8	549.8
2.5°	552.3	552.3	552.3	552.9	552.9	552.9	552.9	552.9	553.5	552.3	552.3
5°	563.2	562.6	563.2	563.2	565.1	564.5	565.1	565.1	564.5	565.7	565.7
7.5°	580.9	579.7	580.9	581.5	582.1	584.5	584.5	585.8	586.4	587.0	585.8
10°	602.2	604.0	604.6	604.6	607.7	608.9	608.9	610.7	612.6	613.8	613.2
12.5°	628.4	629.6	630.2	633.9	634.5	636.3	639.3	641.2	641.2	644.2	646.0
15°	657.6	658.8	662.5	663.7	666.1	669.2	671.0	672.8	672.8	678.3	680.1
17.5°	682.6	685.0	687.4	689.3	693.5	696.6	699.6	701.5	704.5	706.9	711.2
20°	703.9	706.9	710.0	713.6	716.7	719.7	723.4	725.8	729.5	733.1	737.4
22.5°	724.6	728.2	731.9	734.9	739.2	742.2	745.3	749.6	752.0	755.6	760.5
25°	747.1	753.2	756.9	761.1	765.4	769.6	773.3	777.0	780.6	785.5	790.4
27.5°	783.0	786.1	791.0	793.4	800.7	805.6	810.4	811.1	815.9	825.1	826.3
30°	829.9	835.4	838.5	847.0	848.2	850.0	857.9	863.4	869.5	876.8	879.9
32.5°	900.6	905.4	909.7	912.1	918.8	929.8	931.0	935.9	946.2	948.1	959.0
35°	1004.1	1005.3	1012.0	1015.6	1024.2	1030.3	1033.3	1037.6	1043.0	1055.8	1058.9
37.5°	1128.3	1138.6	1130.1	1121.6	1136.8	1135.0	1138.6	1133.8	1148.4	1149.0	1154.5
40°	1321.3	1317.1	1298.8	1279.3	1270.2	1264.7	1253.7	1251.3	1259.2	1255.6	1257.4
42.5°	1605.7	1565.5	1534.4	1511.3	1482.7	1451.6	1434.0	1407.2	1407.2	1399.3	1406.6
45°	1940.0	1894.9	1837.1	1782.3	1746.9	1706.1	1664.1	1636.1	1607.5	1586.2	1605.1
47.5°	2269.4	2238.9	2174.4	2123.8	2053.2	1992.3	1926.0	1868.1	1834.0	1809.0	1812.7
50°	2555.6	2527.5	2494.1	2425.9	2372.3	2310.2	2240.1	2164.0	2090.4	2060.5	2034.9
52.5°	2796.7	2786.9	2758.3	2726.7	2682.8	2616.4	2572.0	2499.5	2412.5	2349.7	2323.0
55°	3009.8	3026.8	3042.1	3035.4	3019.5	3011.0	2956.2	2906.9	2847.8	2829.6	2774.1
57.5°	3345.3	3394.6	3453.1	3485.3	3517.0	3589.5	3607.1	3588.2	3595.6	3590.7	3561.5
60°	3820.2	3939.6	4041.9	4123.5	4210.5	4295.2	4395.0	4460.8	4488.2	4594.2	4592.3
62.5°	4227.6	4386.5	4517.4	4615.5	4717.2	4793.9	4858.4	4924.2	5004.6	5081.3	5178.1
64°	4338.4	4463.2	4569.8	4657.5	4730.5	4793.3	4842.6	4902.9	4969.2	5068.5	5175.7
65°	4281.2	4421.8	4499.2	4578.3	4644.1	4692.8	4743.3	4798.1	4882.2	4960.7	5075.2
67.5°	3892.1	3998.6	4110.7	4184.4	4247.7	4276.3	4323.8	4369.5	4416.4	4495.5	4638.6
70°	3282.0	3401.3	3562.7	3632.1	3697.9	3708.2	3752.7	3786.8	3817.8	3923.1	3993.8
72.5°	2462.4	2693.8	2852.1	2973.9	2987.3	3039.0	3057.3	3071.3	3106.6	3126.1	3147.4
75°	1697.0	1905.2	2039.8	2086.1	2142.7	2115.3	2083.7	1972.2	1972.8	1878.5	1771.3
77.5°	1194.1	1226.3	1227.5	1228.2	1153.3	1109.4	1059.5	995.6	970.6	920.7	852.5
80°	1082.6	1079.0	1056.4	1029.0	988.2	929.8	869.5	827.5	794.6	757.5	708.8
82.5°	1044.9	1053.4	1037.0	1013.8	990.1	932.2	862.8	797.1	742.9	683.8	624.1
85°	509.0	523.7	571.1	602.2	609.5	573.6	524.3	464.6	407.4	342.8	313.0
87.5°	152.8	163.8	167.4	177.8	190.6	173.5	152.8	137.0	110.2	95.6	74.9
90°	0.0	0.0	0.0	0.0	0.0	0.0	0.0	0.0	0.0	0.0	0.0





REPORT NUMBER: P140909

CATALOG NUMBER: ECM-E02-LED-E1-SL2-7030

**CANDELA DISTRIBUTION (continued):**

	76°	77°	78°	79°	80°	81°	82°	83°	84°	85°	86°
0°	549.8	549.8	549.8	549.8	549.8	549.8	549.8	549.8	549.8	549.8	549.8
2.5°	552.3	552.9	552.9	552.3	552.9	552.9	553.5	552.9	552.9	552.9	552.3
5°	564.5	566.9	566.3	566.3	567.5	567.5	566.9	568.1	567.5	567.5	566.9
7.5°	587.6	587.6	589.4	590.0	588.8	588.8	590.0	590.6	591.9	592.5	592.5
10°	614.4	617.4	617.4	618.0	618.6	620.5	621.1	621.1	622.3	622.3	623.5
12.5°	647.3	648.5	649.7	652.7	653.3	653.3	656.4	655.8	655.8	658.8	659.4
15°	682.6	684.4	687.4	688.7	689.9	692.9	694.8	696.6	696.0	700.2	701.5
17.5°	713.6	715.5	719.1	722.2	724.0	725.8	727.0	729.5	733.1	736.2	736.8
20°	738.6	741.0	745.3	748.9	752.0	753.8	758.7	761.1	762.3	764.8	767.8
22.5°	763.0	767.2	771.5	772.7	779.4	781.2	784.9	788.5	791.0	796.4	798.3
25°	793.4	797.1	802.5	806.2	810.4	814.1	817.8	820.8	826.3	831.1	833.6
27.5°	833.6	836.6	840.9	847.6	851.2	853.7	860.4	866.5	868.9	873.8	878.0
30°	886.6	889.6	895.7	902.4	905.4	913.4	918.2	922.5	927.4	934.1	940.1
32.5°	963.9	967.5	973.0	981.5	981.5	987.0	997.4	1006.5	1010.2	1018.1	1022.3
35°	1065.6	1066.2	1072.3	1085.1	1088.7	1087.5	1097.2	1105.8	1108.2	1120.4	1128.3
37.5°	1164.2	1166.0	1173.4	1178.2	1184.9	1189.8	1196.5	1209.3	1209.3	1226.9	1234.2
40°	1266.5	1275.6	1276.9	1278.1	1289.0	1308.5	1315.2	1328.0	1339.6	1356.6	1364.5
42.5°	1415.1	1424.8	1436.4	1449.8	1466.2	1477.2	1490.0	1508.2	1513.1	1534.4	1539.9
45°	1618.5	1630.0	1661.1	1664.1	1693.4	1708.0	1729.3	1753.6	1759.7	1773.7	1766.4
47.5°	1821.2	1834.6	1868.7	1904.0	1930.8	1956.4	1962.5	1972.8	1982.0	1973.4	1975.9
50°	2045.9	2065.4	2097.7	2128.7	2148.8	2178.0	2178.0	2180.5	2171.9	2157.9	2135.4
52.5°	2308.9	2312.0	2332.7	2357.1	2375.3	2381.4	2381.4	2367.4	2346.7	2324.2	2280.3
55°	2748.0	2714.5	2720.6	2720.6	2707.2	2696.2	2687.7	2653.6	2612.8	2572.0	2531.8
57.5°	3538.9	3570.6	3476.2	3450.6	3451.9	3368.4	3334.3	3275.9	3232.0	3159.0	3097.5
60°	4667.2	4645.3	4614.2	4585.0	4587.5	4477.2	4399.9	4312.8	4236.7	4076.0	4007.8
62.5°	5264.6	5342.5	5386.9	5364.4	5312.7	5243.8	5117.2	4985.1	4851.1	4714.7	4592.3
64°	5286.5	5389.4	5477.1	5513.6	5489.2	5402.2	5273.1	5108.7	4949.1	4788.4	4640.4
65°	5180.5	5310.8	5424.1	5475.2	5476.4	5399.7	5270.6	5105.0	4934.5	4748.2	4594.2
67.5°	4740.9	4890.7	5002.1	5088.0	5161.6	5122.7	5033.2	4857.2	4695.8	4484.6	4315.9
70°	4081.5	4174.0	4299.4	4424.9	4483.9	4493.1	4459.6	4370.7	4181.9	4010.2	3792.8
72.5°	3145.6	3289.3	3215.6	3292.9	3342.3	3294.2	3300.2	3148.6	3087.7	2936.7	2783.9
75°	1666.0	1670.8	1639.2	1409.0	1380.4	1275.0	1391.9	1183.1	1111.9	1046.1	961.5
77.5°	772.7	672.8	579.7	484.1	395.8	346.5	270.4	238.1	214.3	188.8	194.2
80°	646.0	569.3	487.7	404.3	339.8	274.6	220.4	171.1	137.0	115.1	104.7
82.5°	571.8	504.2	447.5	396.4	350.1	286.2	235.0	181.5	139.4	105.3	81.6
85°	258.2	202.2	183.9	144.9	123.0	104.7	83.4	68.8	56.6	48.1	37.8
87.5°	60.3	41.4	35.3	33.5	29.2	27.4	23.1	24.4	20.1	15.8	16.4
90°	0.0	0.0	0.0	0.0	0.0	0.0	0.0	0.0	0.0	0.0	0.0



REPORT NUMBER: P140909

CATALOG NUMBER: ECM-E02-LED-E1-SL2-7030

**CANDELA DISTRIBUTION (continued):**

	87°	88°	89°	90°	95°	105°	115°	125°	135°	145°	155°
0°	549.8	549.8	549.8	549.8	549.8	549.8	549.8	549.8	549.8	549.8	549.8
2.5°	552.3	552.3	552.9	552.9	553.5	554.7	556.5	554.7	554.7	554.7	555.3
5°	568.1	568.7	568.1	568.1	569.3	571.1	571.8	568.1	566.3	564.5	562.0
7.5°	591.2	593.7	593.1	593.1	594.3	594.3	593.1	587.6	582.1	573.6	566.3
10°	623.5	624.7	624.7	624.7	626.6	627.8	622.3	610.1	595.5	580.3	566.9
12.5°	661.9	661.3	663.1	664.9	663.7	663.7	653.3	634.5	610.7	585.8	562.6
15°	702.1	702.7	702.7	705.7	706.3	703.9	687.4	658.2	621.7	583.9	546.8
17.5°	739.8	741.0	741.6	744.1	747.1	740.4	716.7	677.1	623.5	566.9	517.0
20°	771.5	773.3	775.1	777.0	780.0	775.1	743.5	686.2	613.8	539.5	482.2
22.5°	800.1	803.1	804.4	807.4	812.3	806.2	767.8	686.2	591.9	509.6	443.3
25°	834.8	838.5	844.5	845.8	854.3	847.6	787.3	681.4	566.9	471.9	401.3
27.5°	880.5	884.1	889.6	892.6	903.0	893.9	801.9	668.6	535.8	431.1	360.5
30°	940.8	944.4	951.1	954.1	973.0	942.6	811.7	649.1	499.9	383.6	313.6
32.5°	1024.8	1034.5	1033.9	1041.8	1058.9	996.8	815.9	621.7	454.8	335.5	269.7
35°	1135.0	1141.7	1147.8	1158.7	1166.7	1054.6	812.9	585.8	398.8	285.6	231.4
37.5°	1240.9	1252.5	1256.8	1264.1	1262.3	1093.6	800.7	529.7	337.9	241.1	205.2
40°	1373.1	1379.8	1393.2	1399.9	1367.6	1130.7	772.1	454.8	277.0	211.9	188.2
42.5°	1549.0	1557.6	1550.9	1549.0	1486.9	1151.4	717.3	380.0	232.0	190.6	174.1
45°	1762.8	1766.4	1746.3	1732.9	1624.5	1149.6	637.5	309.3	200.9	174.8	162.0
47.5°	1955.8	1948.5	1922.3	1902.2	1743.9	1107.0	537.7	255.1	184.5	162.0	152.2
50°	2115.3	2083.0	2055.0	2029.5	1839.5	1041.8	442.1	214.9	168.7	151.6	142.5
52.5°	2259.6	2215.8	2182.9	2139.7	1926.6	956.0	365.9	187.5	152.8	141.3	132.1
55°	2473.4	2422.2	2380.2	2337.6	2080.6	889.0	316.6	166.8	137.0	130.3	121.8
57.5°	3086.5	2949.5	2912.4	2874.0	2493.4	874.4	288.0	150.4	124.8	120.0	114.5
60°	3925.0	3836.1	3776.4	3682.6	3179.1	921.3	266.7	138.2	116.3	113.3	108.4
62.5°	4471.8	4364.6	4266.0	4170.4	3581.6	920.0	240.5	130.3	111.4	110.8	103.5
64°	4506.5	4386.5	4276.3	4173.4	3594.3	859.8	216.8	124.8	111.4	111.4	100.5
65°	4449.2	4328.7	4214.8	4107.6	3521.3	813.5	200.9	122.4	113.3	112.6	98.6
67.5°	4157.6	4036.4	3908.5	3793.4	3211.9	637.5	158.9	118.1	123.0	118.7	96.8
70°	3641.8	3504.2	3408.0	3325.2	2757.1	445.1	126.0	120.6	134.6	126.0	101.7
72.5°	2639.6	2527.5	2526.3	2432.6	2087.3	282.5	101.7	120.0	134.0	124.8	105.3
75°	1025.4	879.3	874.4	907.3	887.8	152.8	87.7	105.9	109.6	104.1	93.2
77.5°	175.4	172.3	170.5	179.6	197.9	84.6	80.4	90.1	81.6	73.7	77.3
80°	97.4	93.2	91.9	91.9	86.5	69.4	71.2	71.9	59.1	54.8	63.9
82.5°	67.6	62.7	60.3	58.5	56.6	62.1	63.3	56.6	42.6	42.0	59.7
85°	32.9	31.1	30.4	30.4	34.7	58.5	52.4	43.8	28.6	28.6	64.5
87.5°	14.0	14.0	12.2	12.2	18.9	37.1	23.7	18.3	11.6	13.4	26.2
90°	0.0	0.0	0.0	0.0	0.0	0.0	0.0	0.0	0.0	0.0	0.0



REPORT NUMBER: P140909

CATALOG NUMBER: ECM-E02-LED-E1-SL2-7030

**CANDELA DISTRIBUTION (continued):**

	165°	175°	180°
0°	549.8	549.8	549.8
2.5°	554.7	555.9	555.3
5°	559.0	559.0	557.8
7.5°	558.4	555.9	554.7
10°	554.7	548.0	547.4
12.5°	545.0	534.0	531.0
15°	517.0	502.3	498.7
17.5°	481.6	464.6	459.7
20°	441.5	422.0	415.3
22.5°	402.5	380.0	373.3
25°	359.9	337.3	333.7
27.5°	313.0	291.7	286.2
30°	269.7	251.5	247.2
32.5°	230.8	218.0	218.0
35°	205.2	194.2	194.2
37.5°	185.1	180.2	179.6
40°	171.7	167.4	166.8
42.5°	161.4	156.5	155.9
45°	150.4	145.5	145.5
47.5°	140.0	134.6	135.2
50°	129.7	125.4	125.4
52.5°	121.2	116.9	116.3
55°	113.3	109.0	108.4
57.5°	105.9	101.1	100.5
60°	98.6	93.8	92.6
62.5°	92.6	87.1	85.9
64°	88.9	83.4	82.2
65°	87.1	81.0	80.4
67.5°	85.2	77.3	76.7
70°	91.9	76.1	73.1
72.5°	92.6	74.3	70.6
75°	87.7	70.6	67.6
77.5°	77.3	64.5	60.9
80°	74.3	50.5	44.4
82.5°	68.2	41.4	34.7
85°	56.0	26.8	25.0
87.5°	32.3	17.7	12.8
90°	0.0	0.0	0.0

(END OF REPORT)